

Sivoia QS Wireless Smart Panel

The Sivoia QS Wireless Smart Panel simplifies wiring and organizes installations with multiple Sivoia QS Wireless window treatments.

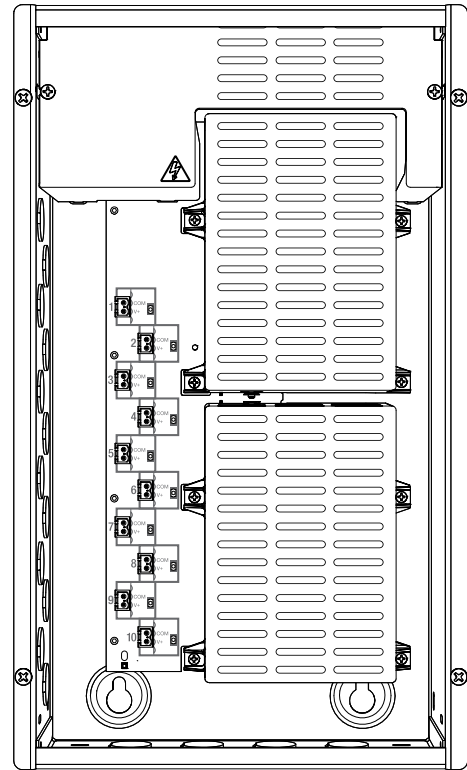
The Sivoia QS Wireless Smart Panel is designed to be hardwired into a standard 120-240 V~ circuit. Each panel contains ten NEC® Class 2/PELV outputs that provide power to connected devices.

Features

- Ten NEC® Class 2/PELV power supply outputs capable of operating Lutron Sivoia QS Wireless shades, drapery drive units, keypads & accessories
- Contains power supplies which are compliant with U.S. Department of Energy Efficiency Level VI
- No replaceable fuses required for overload/ miswire protection
- LEDs to provide output status feedback

Models

- QSPSY-10PNL: 10-Output Smart Panel
- QSPSY-10PNL-LID: Replacement Front Cover



<p>Job Name:</p>	<p>Model Numbers:</p>
<p>Job Number:</p>	

Specifications

Power

- Input: 120-240 V~ 50/60 Hz 10 A
- Each output: 35 V= 143 mA 5 W
- Each output is capable of powering any one Sivoia QS Wireless shade or drapery drive unit; see: [Output Wiring Rules](#)

Input Wiring

- 14 AWG - 10 AWG (2.5 mm² - 4.0 mm²) single wire, solid or stranded
- Torque terminal screws to: 5 in-lbs (0.5 N•m)
- Strip length: $\frac{5}{16}$ in (8 mm)
- Maximum 1 panel per 15 A circuit breaker
- Maximum 2 panels per 20 A circuit breaker

Output Terminal Wiring

- 18 AWG – 12 AWG (1.0 mm² - 4.0 mm²) single wire, solid or stranded
- Torque terminal screws to: 5 in-lbs (0.5 N•m)
- Strip length: $\frac{1}{4}$ in (6 mm)
- Ten (10) connections for shade power/communication (2-conductor)

Regulatory Approvals

- cULus Listed
- IEC Compliant (CE Marked)
- NOM Certified
- Contains U.S. Department of Energy Level VI compliant power supplies
- RoHS Compliant
- FCC Part 15 Subpart B Class B
- ICES 003 Class B

Environment

- Ambient Temperature Operating Range: 32 °F to 104 °F (0 °C to 40 °C)
- Relative humidity: 0% to 90% non-condensing
- For indoor use only
- Thermal dissipation
 - with 1 Sivoia QS Wireless window treatment and keypad per output: 20 BTU/hr
 - with load of 5 W per output: 52 BTU/hr
- Can be installed in accordance with NEC® Article 300.22(c) “Other spaces used for environmental air”

Performance

- +/- 6 kV surge protection (ANSI/IEEE C62.41 - 1991)
- +/- 16 kV ESD protection (EIC 61000-4-2 air discharge)
- Self-recoverable short circuit/miswire protection on power output terminals per output
- Self-recoverable overload/over temperature protection per output

Warranty

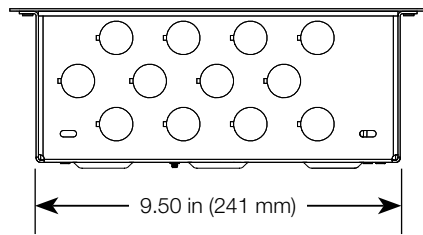
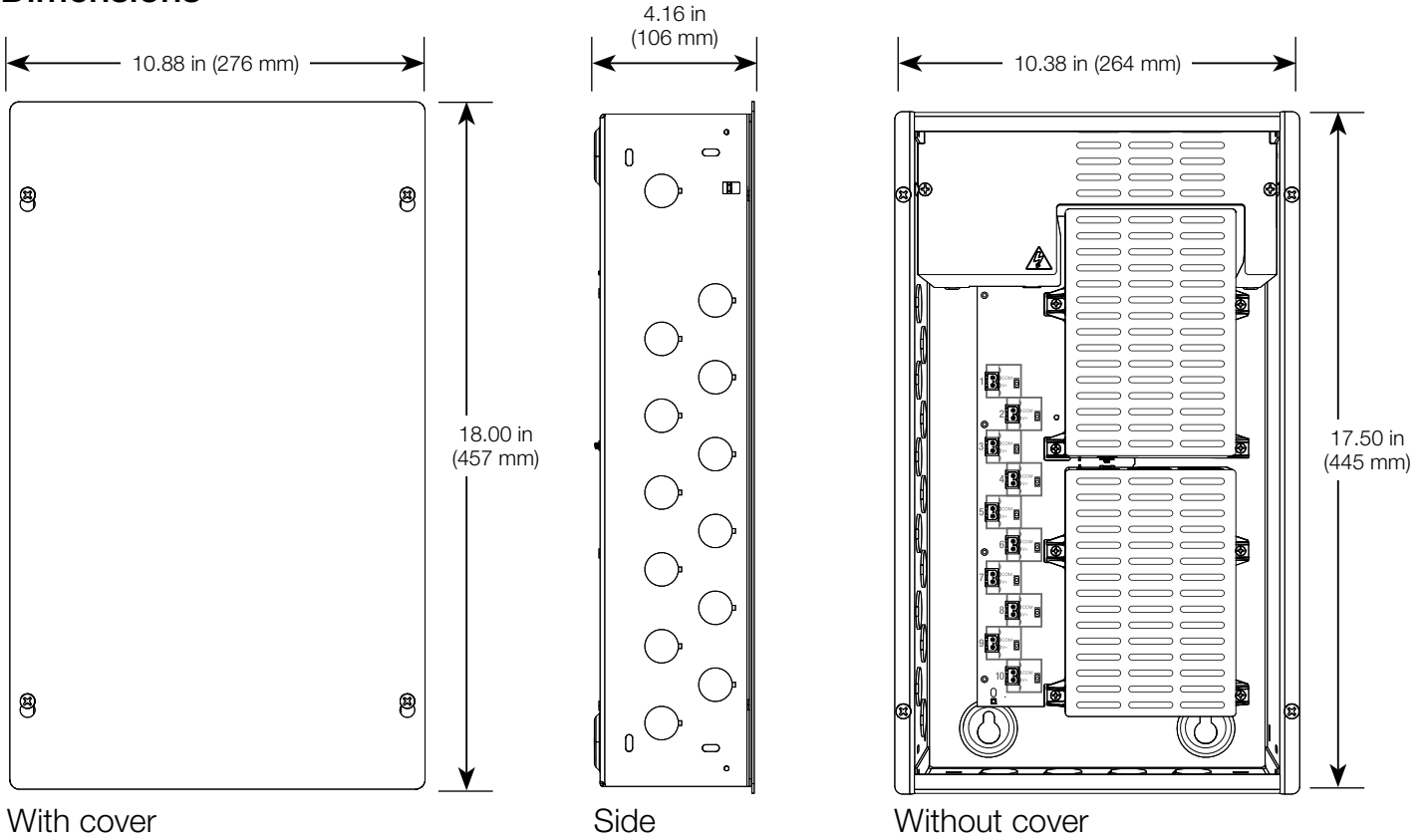
- Covered by Lutron Shading Solutions standard warranty; see: www.lutron.com/TechnicalDocumentLibrary/Window_Systems_Warranty.pdf

LUTRON SPECIFICATION SUBMITTAL

Page

Job Name:	Model Numbers:
Job Number:	

Dimensions

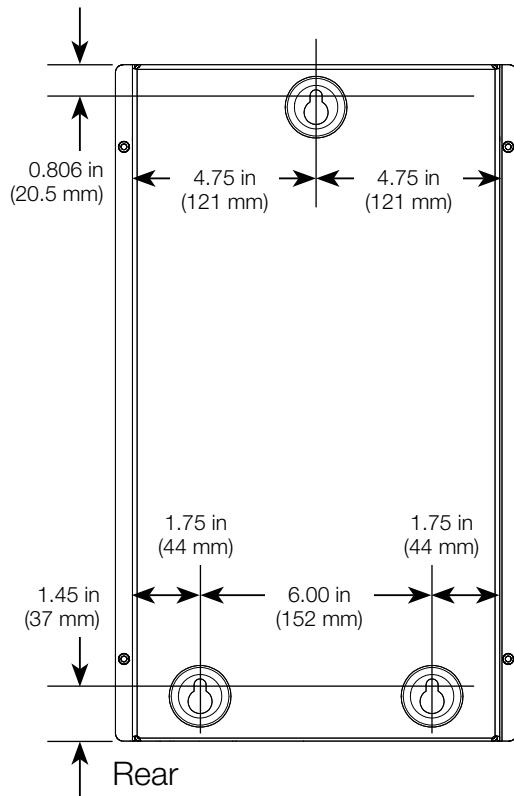


All knockouts:
Ø 7/8 in (22 mm)

Bottom

Weight

- 15 lb (6.8 kg)



Rear

Job Name:	Model Numbers:
Job Number:	

Output Wiring Rules

The following rules must be observed for proper operation.

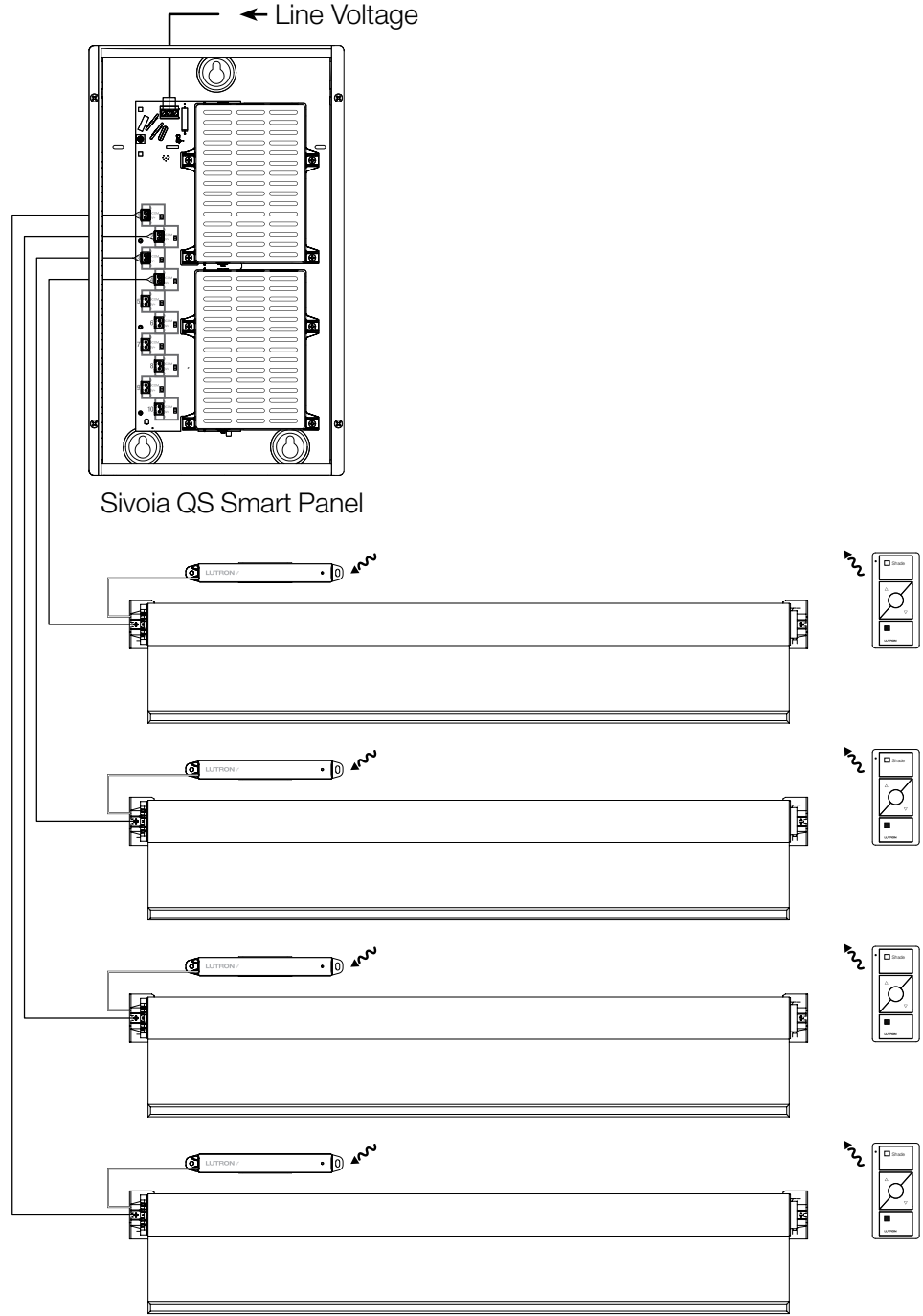
- Output wiring is NEC® Class 2/PELV. Follow all applicable local and national codes for proper circuit separation and protection.
- Power (V+) terminals must NEVER be connected between outputs

Maximum devices powered per output	Maximum total wire length of link wiring based on wire gauge		
	12 AWG (4.0 mm ²)	16 AWG (1.5 mm ²)	18 AWG (1.0 mm ²)
Devices			
Up to 8 Power Draw Units (PDUs)*	2000 ft (610 m)	1000 ft (305 m)	600 ft (183 m)
1 Sivoia QS Wireless shade/drapery drive unit	500 ft (152 m)	200 ft (61 m)	125 ft (38 m)
2 Sivoia QS Wireless roller 64 ≤ 30 sq ft (2.75 sq m) each	200 ft (61 m)	75 ft (23 m)	50 ft (15 m)
3 Sivoia QS Wireless roller 64 ≤ 20 sq ft (1.8 sq m) each	200 ft (61 m)	75 ft (23 m)	50 ft (15 m)
2 Sivoia QS Wireless roller 100 ≤ 50 sq ft (4.6 sq m) each	200 ft (61 m)	75 ft (23 m)	50 ft (15 m)

*PDU = Power Draw Unit. For more information, refer to the QS Link Power Draw Unit Specification Submittal (P/N [369405](#)).

Job Name:	Model Numbers:
Job Number:	

Application Example



Sivoia QS Wireless Window Treatments

© Lutron and Sivoia are trademarks of Lutron Electronics Co., Inc., registered in the U.S. and other countries.

NEC is a registered trademark of The National Fire Protection Association.

LUTRON SPECIFICATION SUBMITTAL

Page

Job Name:	Model Numbers:
Job Number:	